



Centre for  
Climate Change  
Economics and Policy



Grantham Research Institute on  
Climate Change and  
the Environment

# Infrastructure for development: meeting the challenge

Amar Bhattacharya, Mattia Romani and Nicholas  
Stern

Policy paper

June 2012

Centre for Climate Change Economics and Policy  
Grantham Research Institute on Climate Change and  
the Environment

in collaboration with



**The Centre for Climate Change Economics and Policy (CCCEP)** was established in 2008 to advance public and private action on climate change through rigorous, innovative research. The Centre is hosted jointly by the University of Leeds and the London School of Economics and Political Science. It is funded by the UK Economic and Social Research Council and Munich Re. More information about the Centre for Climate Change Economics and Policy can be found at: <http://www.cccep.ac.uk>

**The Grantham Research Institute on Climate Change and the Environment** was established in 2008 at the London School of Economics and Political Science. The Institute brings together international expertise on economics, as well as finance, geography, the environment, international development and political economy to establish a world-leading centre for policy-relevant research, teaching and training in climate change and the environment. It is funded by the Grantham Foundation for the Protection of the Environment, which also funds the Grantham Institute for Climate Change at Imperial College London. More information about the Grantham Research Institute can be found at: <http://www.lse.ac.uk/grantham/>

**The Intergovernmental Group of Twenty-Four on International Monetary Affairs and Development (G-24)** was established in 1971. The purpose of the group is to coordinate the position of developing countries on monetary and development issues, particularly issues on the agendas of the International Monetary and Financial Committee (IMFC) and the Development Committee (DC), and to ensure increased representation and participation of developing countries in negotiations on the reform of the international monetary system.

This policy paper is intended to inform decision-makers in the public, private and third sectors. It has been reviewed by at least two internal referees before publication. The views expressed in this paper represent those of the author(s) and do not necessarily represent those of the host institutions or funders.

## **Infrastructure for development: meeting the challenge<sup>1</sup>**

Amar Bhattacharya,<sup>2</sup> Mattia Romani,<sup>3</sup> Nicholas Stern.<sup>4</sup>

---

<sup>1</sup> The authors wish to thank Kaushik Basu, Luciano Coutinho, Kermal Dervis, Sam Fankhauser, Homi Kharas, Trevor Manuel, Luiz Pereira da Silva, and Shuilin Wang. We would also like to thank Susanne Quadros for her assistance. We have interacted with a number of government ministers and officials, particularly in ministries of finance, in several developing countries. We have benefitted from the comments at a Brookings/G24 Seminar in Washington DC on 22 April 2012. The opinions and views and any errors are our own responsibility alone and do not necessarily reflect the views of our associated institutions. The ideas for the Development Bank mentioned in the last section of the paper were developed in collaboration with Joe Stiglitz.

<sup>2</sup> Director of the Secretariat of the Intergovernmental Group of Twenty-Four (G24).

<sup>3</sup> Senior Visiting Research Fellow, Grantham Research Institute on Climate Change, London School of Economics and Political Science, and Director, London Office, Global Green Growth Institute.

<sup>4</sup> I.G. Patel Professor of Economics and Government at the London School of Economics and Political Science, and Chairman of the Grantham Research Institute on Climate Change.

## **CONTENTS**

<b>I. EXECUTIVE SUMMARY</b>	<b>- 5 -</b>
<b>II. THE NEED FOR SCALED-UP INFRASTRUCTURE INVESTMENT IN THE DEVELOPING WORLD</b>	<b>- 8 -</b>
<b>III. THE CURRENT GAP IN FINANCING AND INTERNATIONAL INSTITUTIONS</b>	<b>- 17 -</b>
<b>IV. LIST OF REFERENCES</b>	<b>- 24 -</b>

## I. EXECUTIVE SUMMARY

- Many emerging markets and all low-income countries require a major step increase in infrastructure investment to alleviate growth constraints, respond to urbanization pressures and meet their crucial development, inclusion and environmental goals.
- In aggregate the incremental investment spending across emerging markets and developing countries is estimated at around \$1 trillion a year more than what is currently spent. Electricity, water (upstream and downstream) and transport are expected to account for the bulk of the spending needs.
- In addition to the scale of the requirements, the financing of these infrastructure investments poses a number of challenges. In addition to normal commercial and physical risks, greenfield infrastructure projects require large risk capital for upfront investment associated with the development and construction phase. Additionally, many projects face risks around revenue streams associated with policy uncertainties and affordability (e.g. water fees) making many projects unbankable.
- Infrastructure projects in developing countries also often face substantial macroeconomic and project level risks, with social returns often exceeding market returns due to externalities. Appropriate concessionality of financing and support for end-users through measures such as life-line tariffs and direct income support may be appropriate to address these issues.
- Infrastructure projects will have a large impact on determining environmental sustainability. Between 10 and 15% of the required infrastructure investment could be attributed to making such investment sustainable, by ensuring lower-emissions, higher efficiency and resilience to climate change. While this is an additional cost upfront, the net economic effect of these additional investments, due to efficiency improvements and wider benefits (including energy security, safety, cleaner methods, biodiversity and technological discovery as well as fundamentally reduced climate risk), can be strongly positive.
- Current spending on infrastructure in developing countries is approximately \$0.8-0.9 trillion per year, of which the majority is financed directly by domestic budgets. The remaining annual financing is provided by a mix of private sector institutions, developed country ODA, MDBs and, more recently, by emerging countries such as the BRICS.
- In order to meet the development requirements for infrastructure, annual infrastructure spending will need to more than double by 2020.

Domestic budgets will continue to play an important role, but the amount they can take on will inevitably be constrained by macroeconomic considerations regarding sustainable levels of debt and affordability.

- The existing architecture is deficient in providing financing on the scale and with the characteristics needed. A major gap in the system is the lack of adequate project preparation facilities in order to identify and develop a prioritized and viable pipeline of projects especially in low income countries.
- MDBs also have cumbersome and costly project preparation requirements, tend to be excessively risk-averse in the projects that they are willing to finance and do not have adequate instruments to crowd-in private investment or address policy risks. They are often also unable to adequately assess risk-return profiles, deal with uncertainties of revenue streams and hold assets in appropriately diversified, large portfolios. MDBs are taking steps to address many of these gaps, but it is clear that they will face capital, governance and other constraints in responding to the scale and urgency of the challenge.
- A new Development Bank for Infrastructure and Sustainable Development could provide an additional channel through which developing country governments could borrow to finance economically productive infrastructure assets – whilst still remaining within prudent levels of debt. In addition, a new institution could make up for the deficiencies of the existing architecture and help catalyse the private sector investments required.
- The financing gap for infrastructure coexists with excess savings in the global economy including a growing pool of savings in developing and emerging countries. These savings from developing and emerging countries should be used for developing and emerging countries. Currently they get very low returns from allegedly safe investments in developed countries bonds. The challenge is to transform the excess savings into stable, predictable and scaled finance while providing investors a safe high quality asset.
- This reallocation of savings will need to be done in the context of tackling current macroeconomic imbalances and promoting a world recovery. While initially the extra investment would come largely from the pool of extra savings worldwide, some would come from a recovery in demand and a better allocation of savings. Future higher savings would be associated with the incremental growth from the investments in infrastructure.
- Given the scale of the gap, a broad-based effort is warranted to revamp global, regional and national institutions. A new Development Bank for

Infrastructure and Sustainable Development could play a vital, direct and catalytic role in this effort.

- It could serve as a vehicle that can reduce and absorb part of the up-front risk, finance key bottlenecks in the project pipeline, and generate sufficient knowledge and reputation through scale, could encourage investment flows in early stages and unlock investment opportunities in later stages. It could be a key convenor and syndicator of programs in a way that closely involves the private sector and other public institutions such as development banks and sovereign wealth funds. This institution would therefore provide stable, predictable and appropriately scaled long-term supply of finance for infrastructure. Its creation appears essential if necessary infrastructure, and thus development and growth, is to be realised.

## II. THE NEED FOR SCALED-UP INFRASTRUCTURE INVESTMENT IN THE DEVELOPING WORLD

**Many emerging markets and most low-income countries require a major step increase in infrastructure investment to alleviate growth constraints, respond to urbanization pressures and meet their crucial goals for inclusive growth, development, and sustainability.**

There is a well-documented infrastructure deficit in many developing and developed countries, which is hampering growth prospects.<sup>5</sup> Strategic infrastructure, from roads and ports to energy, needs to be built to fuel growth. An estimated 1.4 billion people still have no access to electricity, 0.9 billion are without access to safe drinking water and 2.6 billion without access to basic sanitation. These deficits continue to pose substantial challenges in low-income countries, but there are also pervasive deficits in many middle-income countries.

Developing countries need a step-increase in infrastructure build to accelerate economic growth and development.

There is extensive evidence that infrastructure development can increase economic growth and reduce levels of inequality.<sup>6</sup> As countries move away from primary economic industries to secondary and tertiary, infrastructure becomes more important.

The experience of developed countries highlights how a temporary boost in investment and infrastructure spending has been necessary to move to the next stage of economic growth. The figure below compares the rates of gross fixed capital formation for a selection of countries over time. A significant increase in gross fixed capital formation was observed during these countries' growth periods before returning to lower levels.

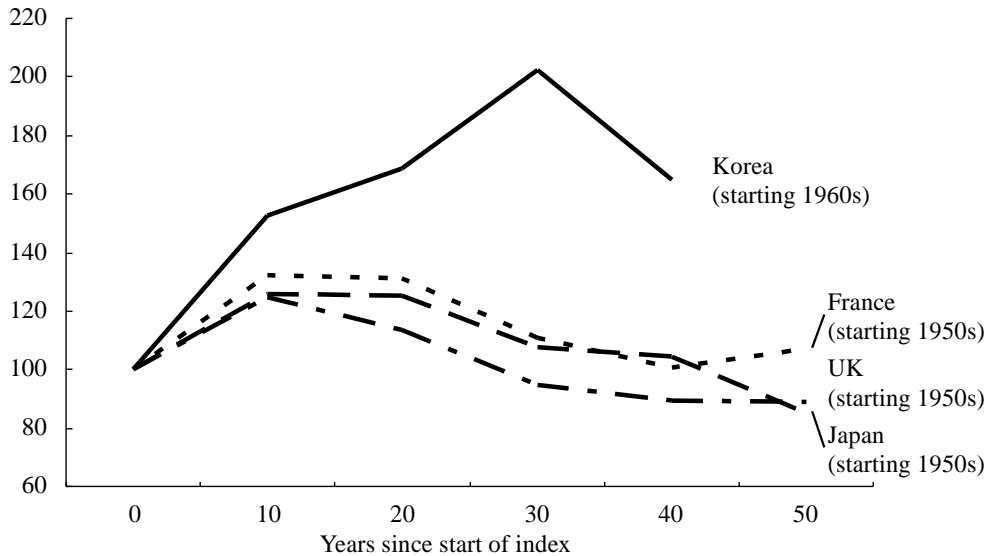
---

<sup>5</sup> MDB Working Group on Infrastructure (2011) Supporting Infrastructure in Developing Countries, Submission to the G20; Estache (2010); Bhattacharya and Kharas (2011); Fay et al (2011).

<sup>6</sup> For example, an extract from a recent IMF working paper (Mwase and Yang, 2012) notes that "Two recent surveys of the empirical literature (Agénor et al. (2006) and Straub (2008)) conclude that the majority of studies, covering a broad range of countries, find that the stock of infrastructure assets has a positive impact on the rate of economic growth, with the largest impact coming from telecommunications, roads, and electricity networks".



### Comparison of rates of Gross Fixed Capital Formation across countries



NOTES: Index of gross fixed capital formation over time (start dates of series provided in brackets)  
SOURCE: Gross Fixed Capital Formation data for UK, Japan, and France taken from McKinsey Global Institute, "Farewell to Cheap Capital"; for South Korea data is from World Bank

In addition, there are a number of structural reasons to believe that the size of the required infrastructure increase is greater today than it has been in the past.

First, since global trade is playing an ever increasingly important role in countries' development, so too must infrastructure. This includes traditional transport infrastructure such as roads, railways and ports, and increasingly information technology infrastructure such as broadband networks to facilitate better integration of supply chains and international trade in services (e.g., in outsourcing services). As developing countries develop their manufacturing and services sectors, the intensity and quality of infrastructure becomes much more important in order to exploit network externalities.

Second, the rapid pace of urbanization necessitates a greater infrastructure requirement than before. Between 2010 and 2030 world population will have increased by 2 billion, from 6.1 to 8.1 billion. Most of this will be in the developing world, and virtually all of this will be in urban settlements. Responding to these urbanization pressures will require a major increase in infrastructure spending.

Third, the need to ensure the environmental sustainability of our economies necessitates a greater role for infrastructure and its related networks. This requires limiting the environmental impacts of infrastructure assets, adapting them to a changing climate, and designing them intelligently to promote

environmentally sustainable lifestyles more broadly in the economy. Long-lived infrastructure assets (sometimes of up to 100 years) will play a major role in determining the readiness of our societies and economies for these environmental issues.

Lastly, developing and emerging markets have under-invested in maintenance of current infrastructure over the last decades: while estimates are difficult, substantial additional funds will be required to raise the levels of maintenance.<sup>7</sup>

**While it is inherently difficult to make precise estimates, in part because of the gaps in data, investment spending in infrastructure (excluding operation and maintenance) in developing countries will need to increase from approximately \$0.8-0.9 trillion per year currently, to approximately \$1.8-2.3 trillion per year by 2020, or from around 3% of GDP to 6-8% of GDP.<sup>8</sup> This includes about \$200-300 billion to ensure the infrastructure entails lower emissions and is more resilient to climate change.**

Taking data limitations into account, estimates indicate that investments of between \$1.25-1.5 trillion per year (2008 constant prices), or 5-6% of developing country GDP, are required in 2013 to sustain economic growth.<sup>9</sup> At an expected GDP growth rate of 4% per year, this would imply investments of \$1.6-2.0 trillion annually by 2020.<sup>10</sup> These are conservative numbers, based on steady state forecasting assumptions. If we believe in the structural reasons that would warrant a step increase in the need for infrastructure in developing countries, the resulting numbers could be significantly higher.

It is difficult to estimate what scale of funds will be required to ensure that all infrastructure investment is of lower emissions, higher efficiency and more resilient to climate change. Bottom up estimates suggest that, by 2020, approximately \$100-200 billion of annual capital investments in mitigation technologies will be required to reach a 450ppm pathway. Adaptation estimates could add up to an extra \$70-100 billion on top of that.<sup>11</sup> Overall this points to a range of \$200-300 billion annually. Top-down estimates from the World Bank and others arrive at similar capital requirements.<sup>12</sup> Again, these are conservative assumptions; more severe climate change (e.g., of 4°C warming

---

<sup>7</sup> See Ascher, (2009)

<sup>8</sup> Estimates adapted from Fay et al. (2011), where \$1.25-1.5 trillion is estimated as the requirement for 2013. The \$1.8-2.3 trillion estimate for 2020 is calculated assuming a 4% GDP growth rate from 2013-20 and an additional \$200-300 billion annual capex requirement to make infrastructure investments sustainable.

<sup>9</sup> Fay et al. (2011)

<sup>10</sup> Operation and maintenance requirements are not included. If they were included these figures would approximately double.

<sup>11</sup> See International financial support to address climate change. Climate Policy Special Edition. (2011). In particular, Olbrisch et al (pp. 970-986) and Narain et al (pp. 1001-1019). See also Project Catalyst (2010).

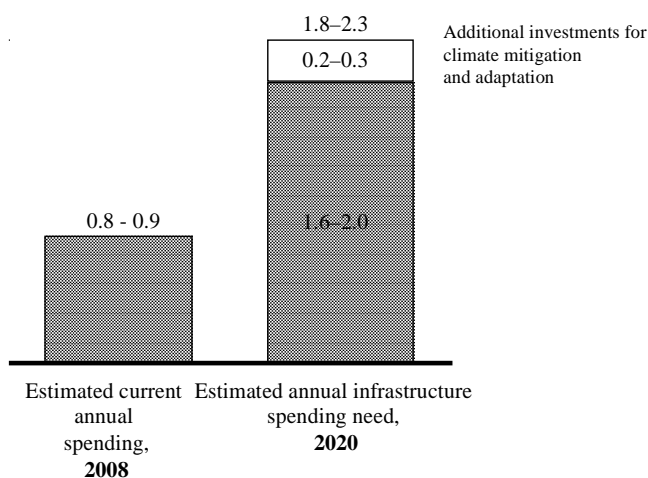
<sup>12</sup> Fay et al. (2011).

by the end of the century as many believe we are headed)<sup>13</sup> would require much stronger measures and actions to contain the risk of substantial climate-related damages. Whilst these are incremental costs that would not have occurred in the absence of the challenges posed by climate change, at a project level, they cannot be separated from the rest of infrastructure investment as they are an integral part of what makes the infrastructure viable and resilient over time.

This would therefore add up to a total requirement of \$1.8-2.3 trillion or more a year by 2020, approximately \$1 trillion more per year than what is currently being spent. This would be in-keeping with experiences of fast growing developing nations over the past 25 years, such as South Korea and China, which have invested an even higher share of GDP in infrastructure investments for decades.<sup>14</sup>

Note that these figures do not include spending requirements for ongoing operation and maintenance of infrastructure assets. Including these costs could approximately double the annual spending requirement.<sup>15</sup>

#### Annual infrastructure spending in the developing world (\$tr, 2008)



NOTES: \$ trillion per year, (2008 real prices), capital investments only (excl. operation and maintenance costs)  
SOURCE: Current spending taken from Fay et al. (2010), "Infrastructure and Sustainable Development"; Estimated annual infrastructure spending need for 2020 calculated by taking the Fay et al (2010) estimate of \$1.25-1.5 trillion annually in 2013 and assuming a 4% annual growth rate from 2013-20, and an additional \$200-300 billion annual requirement to make the infrastructure sustainable (both mitigation and adaptation);

East Asia will require the majority of this investment (35-50%), with lower amounts required in other regions. Despite this, some 85% is expected to be

<sup>13</sup> See UNEP (2010), and UNEP (2011), for a review of the studies in this area.

<sup>14</sup> See Commission on Growth and Development (2008).

<sup>15</sup> See, for example, Yepes (2008), and Fay et al. (2011).

required in low and lower-middle income countries.<sup>16</sup> Approximately 45-60% of the investment requirement will be in the electricity sector, including generation capacity, transmission and distribution networks.<sup>17</sup> The remainder is split relatively equally between the transport, telecoms and water sectors. Note that were maintenance requirements to be included, a greater share of the total investment would be required in the transport sector, where existing stocks are relatively high, although the energy sector would still be the leading source of demand.

These aggregate figures hide differences between the types of investments made at different phases of projects. At a project level, infrastructure costs include both preparation costs and construction costs (as well as operation and maintenance costs, which are not included in the above figures). For projects where limited experience exists (e.g., in a new technology or in a low capacity country), preparation costs, including costs of design and arranging financial support, can constitute up to 10% of overall investment costs.<sup>18</sup> For other projects, preparation costs are lower. At an aggregate level, this could suggest somewhere in the region of \$100-200 billion per year to be spent on the preparation stage of projects. The different stages of investment will typically require different types of finance – with preparation phases requiring higher shares of equity investment.

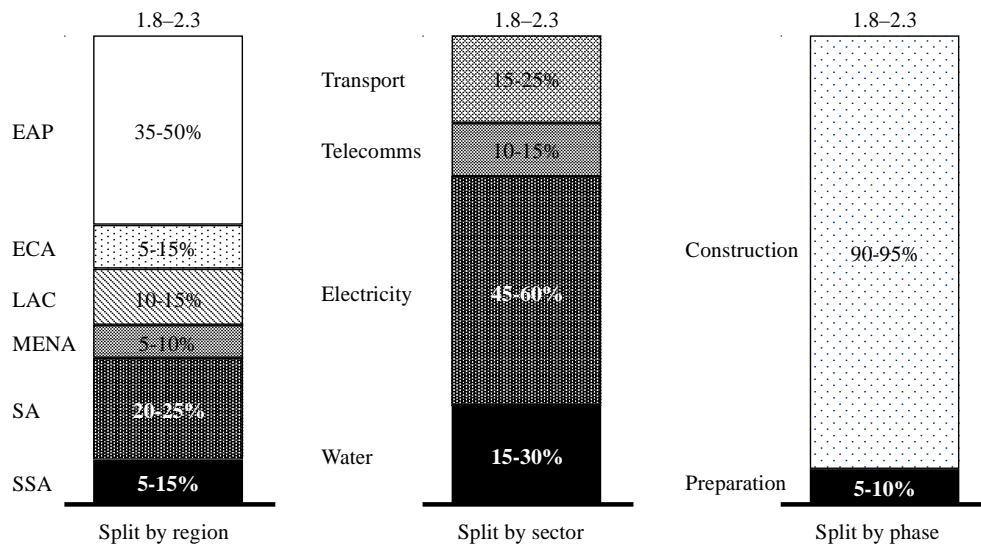
---

<sup>16</sup> The split of investments by region have been calculated based on ranges from studies including Yepes (2008) and the MDB G20 Working Group on Infrastructure (2011).

<sup>17</sup> The split of investments by sector have been calculated based on ranges from studies including Yepes (2008), the MDB G20 Working Group on Infrastructure (2011), Foster and Briceño-Garmendia (2010), and Bhattacharya and Kharas (2011).

<sup>18</sup> The MDB Working Group on Infrastructure (2011).

**Annual infrastructure spending requirements in the developing world (\$tr, 2008)**



NOTES: \$ trillion per year, (2008 real prices), capital investments only (excl. operation and maintenance costs)  
 SOURCE: Estimated annual infrastructure spending need for 2020 calculated by taking the Fay et al (2010) estimate of \$1.25-1.5 trillion annually in 2013 and assuming a 4% annual growth rate from 2013-20, and an additional \$200-300 billion annual requirement to make the infrastructure sustainable (both mitigation and adaptation); the split by region, sector, and phase are authors' own calculations taking ranges from Yepes (2008), MDB G20 working group on infrastructure (2011), and Foster and Briceño-Garmendia (2010); note the \$200-300 billion annual requirement for sustainability is assumed split in the same ratio as the other investments across regions, sectors and phases

**The cost of finance is a key driver of the overall cost of delivering infrastructure, and is primarily driven by the nature of the risks associated with the delivery and operation of infrastructure**

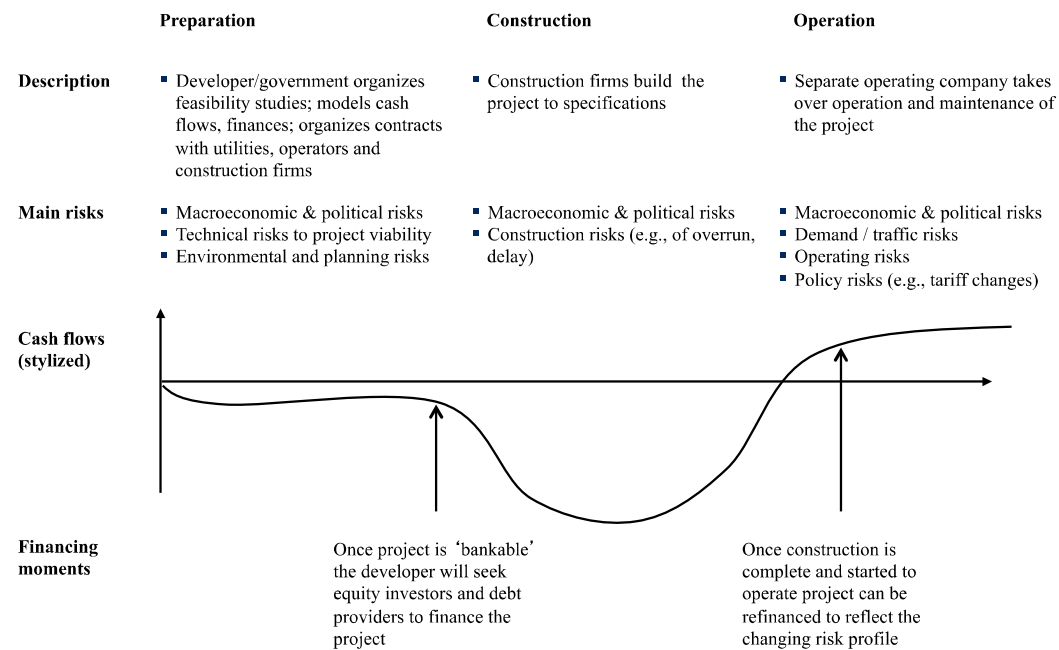
The financing of the investments can be provided by a mix of government budgets, private sector and, in some cases, international public finance. Each of these financiers will have a suite of products at their disposal to finance and - critically - will be concerned with the returns they get from their investment and the risks inherent in that financing. Therefore the investment need in infrastructure can be translated into a financing need with an expected return.

The risk-return profile of projects will change substantially both according to the nature of the project and according to the phase the project is in. For each of these combinations, financiers will have to provide different types of finance, which match the risk-return profiles as well as cash flow. Higher risks will of course lead to higher costs of financing, particularly if commercial finance is required.

The figure below provides an illustration of the risks and financing decisions at each stage of a project's life-cycle.

## Risk and financing considerations at different phases of the life-cycle of an illustrative infrastructure project

Illustrative infrastructure project life-cycle with risk and financing considerations detailed



The main categories of risk include:<sup>19</sup>

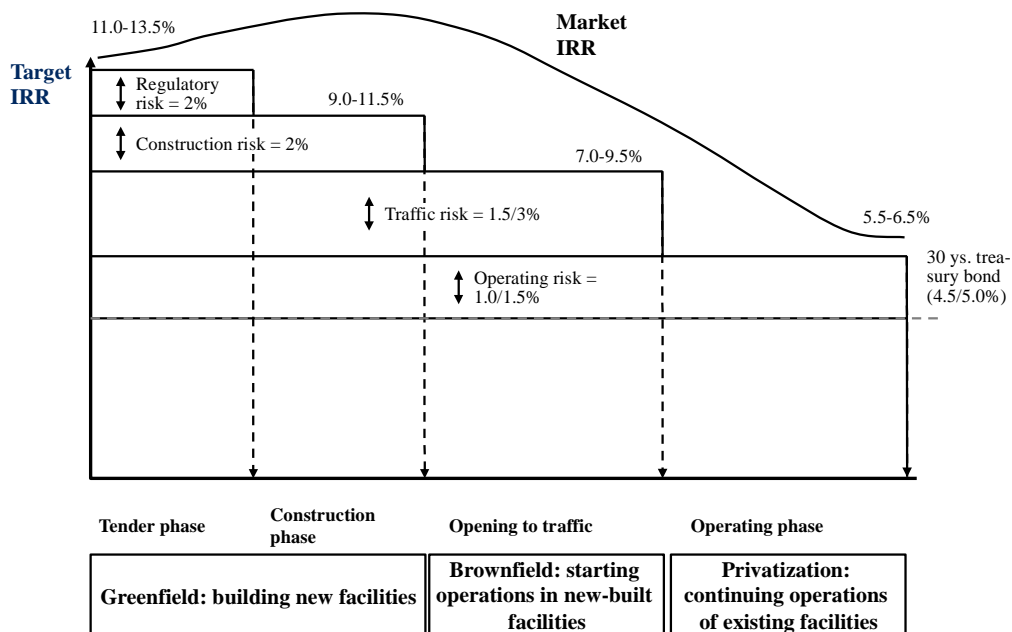
- *Macroeconomic* risks: including risks to economic growth, which may prevent individuals from paying user-fees or from governments paying subsidies, as well as risks of inflation and exchange rate fluctuations.
- *Political* risks: including changes in policy frameworks, administrative barriers, corruption, regulatory barriers, rule of law, instability, civil unrest and the nationalization of infrastructure assets.
- *Technical and preparation-phase* risks: including risks associated with the suitability of the chosen project site (e.g., the wind strength of sites chosen for wind farms), or of the technology itself.
- *Construction-phase* risks: including risks of cost escalation or construction over-run (e.g., due to changes in building permits or local opposition), leading to a delay in revenue streams.
- *Revenue* risks: arising from regulated prices, usually denominated in local currency terms, risks that forecasted demand does not materialize, or that revenue flows are lower than expected (e.g., lower than expected traffic on new toll road, reduction in tariffs for a power project, etc).

<sup>19</sup> A vast literature exists on investment in fixed assets under uncertainty. For a theoretical framework see Dixit and Pindyck (1994). Chapter 12, on applications and empirical research, offers some empirical evidence related to infrastructure investment and timing of environmental policy.

- **Operating risks:** including risks of escalating operating costs (e.g., from feedstuffs) or of underperformance of a technology.

Whilst the categories of risk are more or less prominent at different stages of a project’s life, investors in the early phases need to consider all risks across the different stages of the project – since a return on their investment will only be possible if the return profile of the later stages of the project life are sufficiently attractive to make up for the early stage risks. As the project progresses, earlier categories of risk (e.g., technical and environmental risks) become less relevant, reducing the overall risk-profile of the project. The figure below provides an example of the risk-return profile for a typical road project across its different stages.

**EXAMPLE: Internal Rate of Return (IRR) for road projects and key risks across different phases**



SOURCE: Analysis based on data from Atlantia SpA – www.atlantia.com

Infrastructure investment projects in developing countries have high risks across most or all of the above categories. This problem is compounded by the fact that many potential financiers have few if any benchmark projects to serve as comparisons for pricing these risks.<sup>20</sup> It is therefore often difficult to identify matches of projects and financial archetypes, making investment at scale unfeasible. At the macro level, the prospective increase in the scale of ‘greenfield’ investments that are required in developing countries – which typically have higher risks than ‘brownfield’ expansions – means that the risks of a substantial bottleneck where financiers are not ready to invest is likely.

<sup>20</sup> See Romani and Kaminskaite-Salters (2010).

To compensate for these higher risks for investment in developing countries, investors and financiers demand high returns on their capital to compensate for these risks, or they stay away altogether. In Africa, for example, investors may require a 20% return on equity invested in infrastructure whilst commercial lenders might demand up to 10%.<sup>21</sup> In some cases returns demanded can be even higher.

**Where financing is in principle available, the scale of the investment and the cost of finance compound to produce issues of affordability, which prevent many infrastructure projects from being built.**

Ultimately, infrastructure investments are paid for by end-users (through fees) or tax payers (through taxes that pay for subsidies), or by some mix of the two. An issue of affordability arises when the costs of developing the infrastructure are too high for the end-users or taxpayers to burden – at least in the short term, before the full economic benefits of those investments are experienced. At times, foreign taxpayers can step in through ODA or other concessional finance to overcome this challenge and shoulder some of the burden. Another important reason why subsidies may be justified is when social rates of returns exceed market rates of return. This is often the case when infrastructure contributes to reducing negative externalities, for example by reducing GHG emissions, or when it produces positive externalities that are difficult to charge for, e.g., through a street lighting system.

A very approximate indication of affordability can be calculated by simply dividing the estimated infrastructure investment requirements by the population of each region.<sup>22</sup> Using our numbers for total investment needs by region, this would amount to an approximate payment of 0.40 dollars per day in Sub-Saharan Africa, or 0.50 dollars per day in South Asia – equating to potentially 25-50% of individual income in these regions where a significant proportion of the population lives off less than \$1-2 per day<sup>23</sup> – and this excludes the cost of finance. Even if this investment is not paid in cash, affordability represents a significant constraint on revenue streams especially when operations and maintenance costs are taken into account. When costs of financing are taken into account, which can be substantial in developing countries (on account of the greater risks already mentioned), this picture looks even bleaker. To illustrate the point, imagine a \$1 billion project financed 70% by debt and 30% by equity. Assume the debt is repaid in full (principal + interest) over ten years with an interest rate of 10% and the equity investors expect an annualized return of 20% over that period. Under these assumptions the total of the financing payments for the \$1 billion project could reach almost \$2 billion over

---

<sup>21</sup> See PIDG's testimony to the House of Commons' International Development Committee, Ninth Report of Session 2010-12, Volume 1 (2011).

<sup>22</sup> This approach is based off of Estache (2010).

<sup>23</sup> Authors own calculations following the approach used in Estache (2010).



the ten years – i.e. nearly double the project cost. At an interest rate on debt of 5% and a return of equity of 15%, by comparison, payments would be \$1.5 billion over the 10 years. Whilst these are at best illustrative approximations of the critical issue of affordability, they indicate the scale of the challenge for many countries and how these challenges are amplified when risks are higher.

The issue of affordability is, of course, not new. Countries across the developing and develop world have tried to resolve the issue mostly through subsidies and, more recently, through other mechanisms such as cash transfers (e.g., Bolsa Familia in Brazil<sup>24</sup>). Irrespective of whether such measures are desirable or not, they introduce a layer of political uncertainty on the sustainability of user fees: will subsidies be removed or reduced? Will the government have enough liquidity to pay out cash transfers for the foreseeable future? These are the questions that are preventing investors from participating in many infrastructure projects that depend, for their returns, on such revenue streams.

### **III. THE CURRENT GAP IN FINANCING AND INTERNATIONAL INSTITUTIONS**

**Currently, an estimated \$0.8-0.9 trillion is invested annually, mostly financed by public sector budgets, with lesser shares provided by the private sector and foreign countries through development finance.**

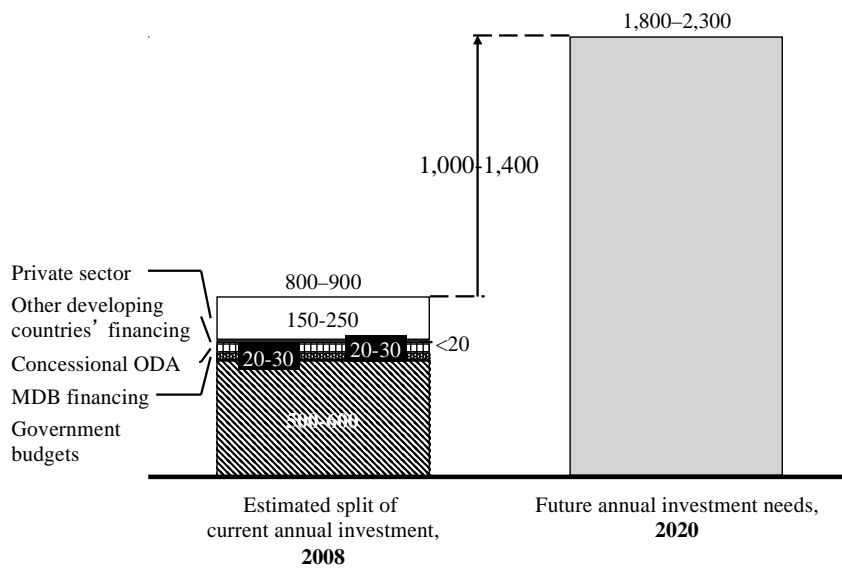
Of the estimated \$0.8-0.9 trillion per year invested currently, the majority (\$500-600 billion) is financed by domestic government budgets, 20-30% (approx. \$150-250 billion) by the private sector, an estimated 5-8% (approx. \$40-60 billion) through developed country ODA and MDB financing, and perhaps 3% (less than \$20 billion) from other developing country governments – as shown in the figure below.<sup>25</sup>

---

<sup>24</sup> See Bastagli (2011). Such transfers have been used for health and education but they could be extended to infrastructure services.

<sup>25</sup> These figures are author's own estimates based on a number of sources including: Estache (2010); Macquarie Bank (2009); and the MDB Working Group on Infrastructure (2011).

### Annual infrastructure spending by sources (real \$bn, 2008)



NOTE: Split by sources of finance are approximate ranges only and don't add to exactly to the totals given for that reason  
 SOURCE: Split of current sources of finance is a G-24 own assessment based on various estimates including Estache (2010); MDB working group paper on infrastructure (2011); Macquarie (2009).

#### Box: Private Sector investment in infrastructure

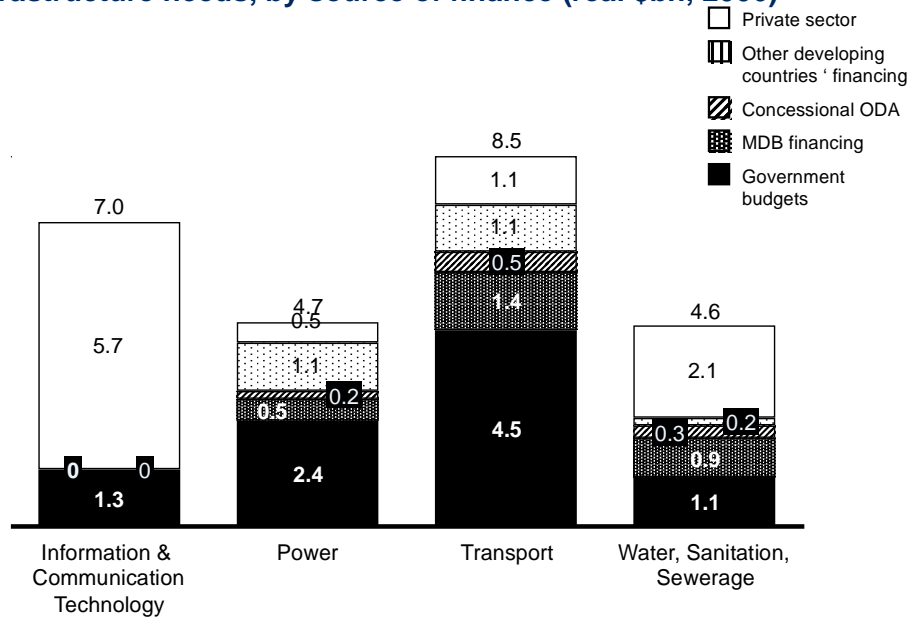
Looking more closely at the domestic private sector investment which does occur, however, the investment appears heavily concentrated in the energy and transport sectors, whilst 95% of all private finance is concentrated in the middle income countries (Estache 2010). The low levels of private sector involvement in infrastructure in the low income countries is indicative of the greater risks, both perceived and real, as well as the underdeveloped nature of local capital markets in those countries.

Non-domestic private sector investment, particularly through Public-Private Investments (PPIs), is concentrated in the Information and Communication Technology (ICT) sectors, with few other sectors benefiting from this financial instrument. Furthermore, during the recent financial crisis, PPIs outside the ICT sector dried up almost entirely. Even before the current financial crisis, PPIs had proven often difficult to execute, and have had limited success. Investment planning, policy coordination and fiscal sustainability are all issues that have proved difficult to address. Also, the burden of the investment ends up falling onto the taxpayers, particularly in capital-intensive transport and water and sanitation, due to affordability and policy risks.<sup>26</sup>

<sup>26</sup> Estache (2006).

In Africa, whilst the absolute size of private sector infrastructure investment is small (approximately \$9 bn per year), it contributes the same amount as from government budgets in the region (Foster and Briceño-Garmendia, 2010). This is, again, heavily concentrated in the ICT sector, which receives almost two thirds of all the private sector infrastructure investment in the region – see figure below.

**Africa example: Infrastructure spending on addressing Sub-Saharan Africa's infrastructure needs, by source of finance (real \$bn, 2006)**



SOURCE: Adapted from Briceño-Garmendia, Smits, and Foster 2008, splitting ODA financing between 75% MDB financing and 25% concessional ODA based on Foster and Briceño-Garmendia (2010)

**Different types of investors provide very different types of capital, typically tailored to the different types of risk. In order to meet the “infrastructure gap” all of these sources of finance will need to work together in order to take on different risks and leverage off each other.**

As demonstrated by the examples above, different types of investors tend to bear certain kinds of risk at certain times, for given sectors and country types. A mix of financial and non-financial incentives (e.g., upfront subsidies, output-based support, first-loss guarantees, political risk coverage, preferential tariffs, payment guarantees, policy commitments) may be required to make projects possible while pursuing a structure of returns sufficient to support the investment commitment – for example through Feed-In-Tariff systems or subsidy programs.

With an additional \$1 trillion needed to meet the infrastructure gap by 2020, it is clear that no single source of finance or type of investor will be able to meet the challenge alone. Indeed, each type of investor will have a finite amount of capital available for infrastructure investments. Domestic governments will be

constrained in the amount of debt they can sustainably take on, pension funds by the size of their pooled funds and their regulatory requirements, and corporates by the size and structures of their balance sheets.

**The existing institutional architecture is deficient to meet the scale of the challenge.**

**First, it places conservative limits on how much debt countries can take on to finance their infrastructure and investments for growth.** The World Bank-IMF Debt Sustainability Framework provides a guideline that the present value of a country's external debt should not exceed 30-50% of its GDP and that debt servicing should not exceed 25-35% of government revenues.<sup>27</sup> This threshold is, however, regarded by many experts as too low. They argue that this analysis places too much emphasis on debt accumulation and too little on the economic growth impacts of the investments, thus potentially holding back countries' growth prospects.

On average, in 2010, developing and emerging countries were already nearing this threshold, without plans for the step-increase in infrastructure investment that is required.<sup>28</sup>

A more appropriate threshold for debt, and process for considering new debt, could be envisaged that better balances the growth aspects of infrastructure investments with macroeconomic concerns over sustainability of debt.

**Second, existing institutional arrangements do not adequately provide the right mix and scale of finance to deliver the infrastructure investment required.**

A mix of different types of finance from different investors, is required to fund infrastructure projects.

Some investors look for fixed income-like investments. This category would include all the investors in a project whose upside and downside are limited/controlled by some contractual arrangements, regardless of the nature of the investment instrument used. It could include private investors that commit equity capital but limit their downside risks and upside potential through, for example, Engineering, Procurement and Construction (EPC) and Operations and Maintenance (O&M) contracts and long-term Power Purchase Agreements (PPAs). Likewise it could include, on the public side, MDBs providing loans with a fixed interest rate.

Some investors, by contrast, look for equity-like investments. This would include all the investors who accept both the downside risk and the upside potential of a project in terms of the uncertainty on both the cost and revenues sides.

---

<sup>27</sup> See World Bank and IMF (2010).

<sup>28</sup> IMF, World Economic Outlook September 2011.

A lack of capital availability in any one of these types of finance will lead to bottlenecks that hold up financing across the other types, preventing the infrastructure from getting built. Limited analysis has been carried out on comparing the availability of each of these types of capital against what is required for infrastructure. It is safe to say that, given the difficulty in financing infrastructure currently, there are serious shortfalls in some areas. Further analysis, though, would be required to identify what types of finance have the largest shortfalls.

The existing architecture is deficient in providing financing on the scale and with the characteristics needed. A major gap in the system is the lack of adequate project preparation facilities in order to identify and develop a prioritized and viable pipeline of projects especially in low-income countries.<sup>29</sup> MDBs also have cumbersome and costly project preparation requirements, tend to be excessively risk-averse in the projects that they are willing to finance and do not have adequate instruments to crowd-in private investment or address policy risks. They are often also unable to adequately assess risk-return profiles, deal with uncertainties of revenue streams and hold assets in appropriately diversified, large portfolios. MDBs are taking steps to address many of these gaps, but it is clear that they will face capital, governance and other constraints in responding to the scale and urgency of the challenge.

**A new Development Bank for Infrastructure and Sustainable Development could play an important role in overcoming these issues.**

Infrastructure investment in emerging and developing countries will need to more than double over the next decade. This means a significant step-change in the amount of public and private finance flowing to these countries. Such investment will be crucial not only to ensure that emerging and developing countries meet their growth and development aspirations, but also to ensure that they lay the foundations for sustainable growth, which is low in the emissions of greenhouse gases and resilient to climate change.

There are a number of significant challenges to such a step-change. Significant market failures exist that impede developing countries from building substantial pipelines of high quality, investable projects. Public and private sources of finance need to improve their ability to work together in developing countries to scale up investment flows.

A new development bank, dedicated to infrastructure and sustainable development, could provide an additional channel through which developing country governments could borrow to finance economically productive infrastructure assets. While acting prudently to ensure debt levels are manageable, emerging and developing country governments together could achieve better leverage, both in terms of their overall lending capabilities and

---

<sup>29</sup> MDB G20 Working Group on Infrastructure (2011).

in terms of private finance co-investment, and thus be able to fund a greater share of their required infrastructure. They could ensure that the instruments available to such a bank are wide and comprehensive, and learn from the successes and constraints of existing institutions. Such an institution could play an important catalytic role in revamping the current global, regional and national institutions dedicated to infrastructure finance.

Of course, there will still be limits to how much domestic budgets in countries recipients of loans are able to borrow to finance their infrastructure. Given the serious debt problems that many emerging and developing countries have faced in the past, it would be irresponsible to take the concerns of debt sustainability lightly. As such, whilst a greater share of the finance will be able to be borne by domestic governments, efforts will still be required to leverage other forms of finance to deliver the amount required.

That is a key reason why a new institution should be created to target interventions that will crowd-in the right type of capital that will enable other types of finance to flow. To do so would require an analysis of the split of different types of capital required (e.g., fixed income-seeking or equity-seeking) that underlie the aggregate financing flows identified above (\$1.8-2.3 trillion per year). The institution could then either explicitly provide the type of capital that is in short supply, or provide guarantees or other interventions to crowd-in that type of capital.

Lastly, the new institution could be solely focused on infrastructure, enabling it to build the right capacity and specialism to meet the infrastructure and sustainability challenge. Such specialization would be particularly important to develop over time the technical assistance capacity of this new institution. This would be crucial to support countries in developing a pipeline of investable projects. In doing so it could, inter alia, serve as a vehicle that can reduce and absorb part of the up-front risk, finance key bottlenecks in the project pipeline, and generate sufficient knowledge and reputation to encourage investment flows in early stages and unlock investment opportunities in later stages. It could be a key convener and syndicator of programs in a way that closely involves the private sector and other public institutions such as national development banks and sovereign wealth funds.

This institution would therefore provide stable, predictable and appropriately scaled long-term supply of finance for infrastructure; essential if the aspirations for growth and poverty reduction are to be realized.

**The new institution could be backed by a share of the growing pool of saving from emerging and developing countries, and thus simultaneously fund the infrastructure needed to boost growth and help address global macroeconomic imbalances.**

In parallel to this financing challenge, emerging and developing countries have a significant, and growing, pool of savings. These savings are currently

invested in low-return products from allegedly safe investments in developed countries. Higher returns opportunities exist where growth is and will be happening, in developing and emerging countries – this is where these funds should be flowing.

The challenge, therefore, is to transform a share of the excess savings into stable, predictable and scaled finance to meet the capital requirements we have set out, while still providing investors with safe high quality assets.

This reallocation of savings could be done in the context of tackling current macroeconomic imbalances and promoting a world recovery. While initially the extra investment would come largely from the pool of extra savings worldwide, some would come from a recovery in growth rates and a better allocation of savings. Future higher savings would be associated with the incremental growth from the investments in infrastructure.

Given the scale of the gap, a broad-based effort is warranted to revamp global, regional and national institutions. A new development bank for infrastructure and sustainable development can play a vital, direct and catalytic role in this effort.

### III. LIST OF REFERENCES

Agénor, Pierre-Richard and Blanca Moreno-Dodson (2006). Public Infrastructure and Growth: New Channels and Policy Implications, World Bank Policy Research Working Paper 4064.

Ascher, William (2009). *Bringing in the Future: Strategies for Farsightedness and Sustainability in Developing Countries*, University of Chicago Press.

Bastagli, Francesca (2011). Conditional Cash Transfers As a Tool of Social Policy, *Economic and Political Weekly*, 46(21): 61-66.

Bhattacharya, Amar and Homi Kharas (2011). Raising the Bar on Infrastructure Development, G-24, *mimeo*.

Climate Policy Special Edition (2011). Volume 11, Number 3.

Commission on Growth and Development (2008). *The Growth Report, Strategies for Sustained Growth and Inclusive Development*, The World Bank.

Dixit, Avinash K. and Robert S. Pindyck (1994). *Investment Under Uncertainty*, Princeton University Press, Princeton, NJ.

Estache, Antonio (2006). *Infrastructure: A Survey of Recent and Upcoming Issues*. The World Bank Infrastructure Vice-Presidency, and Poverty Reduction and Economic Management Vice-Presidency.

Estache, Antonio (2010). *Infrastructure Finance in Developing Countries: An Overview*, EIB Papers, European Investment Bank, Economics Department.

Fay, Marianne, Michael Toman, Daniel Benitez and Stefan Csordas (2011). *Infrastructure and Sustainable Development*. In: Fardoust, Shahrokh, Yongbeom Kim, and Claudia Paz Sepúlveda (eds.) *Postcrisis Growth and Development: A Development Agenda for the G-20*.

Foster, Vivien, and Cecilia Briceño-Garmendia (eds.) (2010). *Africa's Infrastructure: A Time for Transformation*, The World Bank.

Briceño-Garmendia, Cecilia, Karlis Smits, and Vivien Foster (2008). *Financing Public Infrastructure in Sub-Saharan Africa: Patterns, Issues, and Options*, AICD Background Paper 15, Africa Infrastructure Sector Diagnostic, World Bank, Washington, DC.

House of Commons International Development Committee (2011). *DFID's Role in Building Infrastructure in Developing Countries*, Ninth Report of Session 2010–12, Volume 1.



IMF, World Economic Outlook, Slowing Growth, Rising Risks, September 2011.

Macquarie Bank (2009). Annual Report.

MDB Working Group on Infrastructure (2011). Infrastructure Action Plan, Submission to the G20.

MDB Working Group on Infrastructure (2011). Supporting Infrastructure in Developing Countries, Submission to the G20.

Mwase, Nkunde and Yongzheng Yang (2012). BRICs' Philosophies for Development Financing and Their Implications for LICs, IMF Working Paper WP/12/74.

Narain, Urvashi, Sergio Margulis and Timothy Essam (2011). Estimating Costs of Adaptation to Climate Change. In: *Climate Policy Special Edition*. Volume 11, Number 3: 1001-1019.

Olbrisch, Susanne, Erik Haites, Matthew Savage, Pradeep Dadhich and Manish Kumar Shrivastava (2011). Estimates of Incremental Investment for and Cost of Mitigation Measures In Developing Countries. In: *Climate Policy Special Edition*. Volume 11, Number 3: 970-986.

Project Catalyst (2010). From Climate Finance To Financing Green Growth, Briefing Paper.

Romani, Mattia and Giedre Kaminskaite-Salters (2010). Meeting the Climate Challenge: Using Public Funds to Leverage Private Investment in Developing Countries. Grantham Research Institute on Climate Change and the Environment.

Straub, Stéphane (2008). Infrastructure and Growth in Developing Countries: Recent Advances and Research Challenges, World Bank Policy Research Working Paper 4460.

UNEP (2010). The Emissions Gap Report, Are the Copenhagen Accord Pledges Sufficient to Limit Global Warming to 2° C or 1.5° C? A Preliminary Assessment. United Nations Environment Programme (UNEP).

UNEP (2011). Bridging the Emissions Gap. United Nations Environment Programme (UNEP).

World Bank and IMF (2010). Staff Guidance Note on the Application of the Joint Bank-Fund Debt Sustainability Framework for Low-Income Countries.

Yepes, Tito (2008). Investment Needs in Infrastructure in Developing Countries: 2008-2015. The World Bank, *mimeo*.